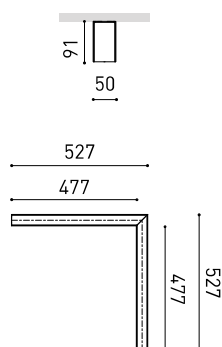




Dimensions



Accessories



PRODUCT

Name	FIFTY+ HQ SURFACE CUSTOM CORNER DIM DALI 3000K NT
Reference	A4431521NT
Color	Textured black
RAL	9005
Category	CUSTOM SYSTEMS

LIGHT SOURCE

Type	LED
Gross luminous flux	3260 lm
Colour temperature	3000 K
Chromatic stability	MacAdam Step 2
Colour Rendering Index	CRI>90
Power	23,6 W
Current	1050 mA
Efficacy	135 lm/W
LED lifespan	L80B10 >60.000h
Energy efficiency class	D

LIGHTING FIXTURE | PHOTOMETRIC DATA

Lighting efficiency	70% / UGR 47%
Light beam angle	104° / UGR 62°

LIGHTING FIXTURE | ELECTRICAL DATA

Driver	Included - Fast Connect
Power values of the system	26,94 W
Frequency	50/60 Hz
Dimming	DALI
Electrical insulation class	II

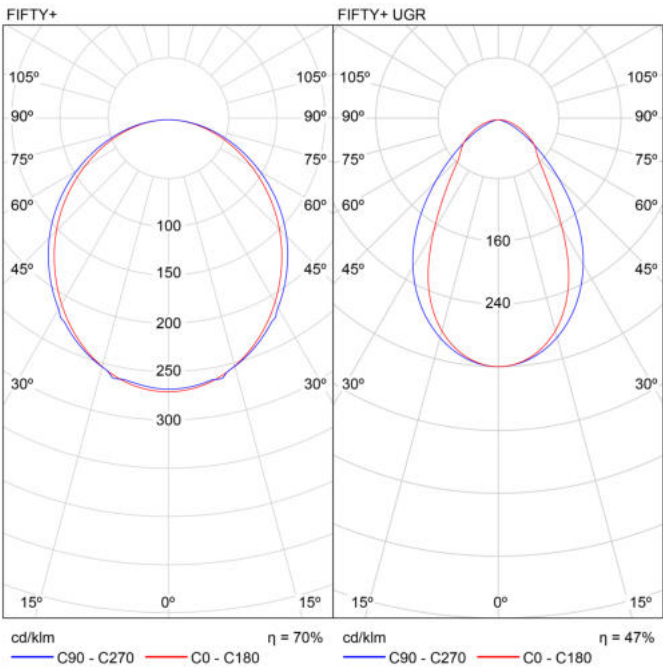
OTHER DATA

Sealing	IP20
Wireless control	Please Consult
Diffuser included	No
Weight	2860 g
Packaged weight	3780 g
Packaging dimensions	704 x 629 x 100 mm
Units per package	1
Materials	Aluminium / Polycarbonate

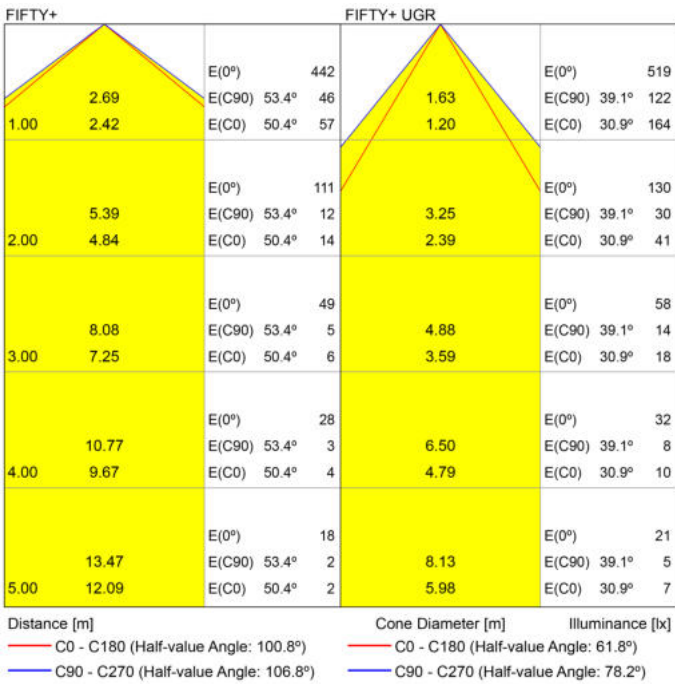


Fifty+ is the longitudinal lighting profile for Custom application. Fifty + adds functional light and visual support to highlight the lines, volumes and transitions defined in the architecture. Having an Opal diffuser which disperses the light and a UGR diffuser that reduces the glare angle. Both are installed as a single part along its entire length so as not to interrupt the light beam.

Polar diagram



Conical diagram



UGR

Glare Evaluation According to UGR															
		ceiling						walls							
		70	70	50	50	30	30	70	70	50	50	30	30		
		50	30	50	30	30	50	30	50	30	50	30	50	30	
ceiling		70	70	50	50	30	30	70	70	50	50	30	30		
walls		50	30	50	30	30	50	30	50	30	50	30	50	30	
floor		20	20	20	20	20	20	20	20	20	20	20	20	20	
Room Size X	Y	Viewing direction at right angles to lamp axis						Viewing direction parallel to lamp axis							
2H	2H	21.0	22.3	21.3	22.5	22.8	21.4	22.7	21.7	22.9	23.1	21.5	22.8	23.0	
	3H	22.7	23.8	23.0	24.1	24.4	23.1	24.3	23.4	24.5	24.8	23.2	24.5	24.8	
	4H	23.3	24.4	23.6	24.6	24.9	23.7	24.8	24.1	25.1	25.4	23.8	25.1	25.4	
	6H	23.7	24.7	24.0	25.0	25.3	24.2	25.2	24.6	25.5	25.9	24.3	25.5	25.9	
	8H	23.8	24.8	24.2	25.1	25.4	24.4	25.4	24.7	25.7	26.0	24.5	25.7	26.1	
4H	12H	23.9	24.8	24.3	25.2	25.5	24.5	25.4	24.9	25.7	26.1	24.6	25.8	26.2	
	2H	21.6	22.7	21.9	23.0	23.2	21.9	23.0	22.2	23.2	23.5	21.6	22.9	23.2	
	3H	23.4	24.4	23.8	24.7	25.0	23.8	24.8	24.2	25.1	25.4	23.9	25.0	25.4	
	4H	24.2	25.0	24.6	25.4	25.7	24.6	25.4	25.0	25.8	26.2	24.7	25.6	26.0	
	6H	24.7	25.5	25.2	25.9	26.3	25.2	25.9	25.6	26.3	26.7	25.3	26.0	26.4	
8H	12H	24.9	25.6	25.4	26.0	26.4	25.4	26.1	25.9	26.5	26.9	25.5	26.2	26.7	
	2H	25.0	25.6	25.5	26.1	26.5	25.6	26.2	26.0	26.6	27.0	25.7	26.3	26.7	
	4H	24.5	25.2	24.9	25.6	26.0	24.9	25.5	25.3	25.9	26.3	24.6	25.3	25.7	
	6H	25.2	25.7	25.6	26.2	26.6	25.6	26.1	26.1	26.6	27.0	25.8	26.4	26.8	
	8H	25.4	25.9	25.9	26.4	26.8	25.9	26.4	26.4	26.8	27.3	26.0	26.6	27.0	
12H	12H	25.6	26.0	26.1	26.5	27.0	26.1	26.5	26.6	27.0	27.5	26.2	26.6	27.1	
	4H	24.5	25.1	25.0	25.5	26.0	24.9	25.5	25.3	25.9	26.3	24.6	25.3	25.7	
	6H	25.3	25.7	25.7	26.2	26.7	25.7	26.1	26.1	26.6	27.1	25.9	26.5	26.9	
	8H	25.5	25.9	26.0	26.4	26.9	26.0	26.4	26.5	26.9	27.4	26.1	26.6	27.1	
	Variation of the observer position for the luminaire distances S														
S = 1.0H		+0.1 / -0.1						+0.1 / -0.1							
S = 1.5H		+0.2 / -0.4						+0.2 / -0.4							
S = 2.0H		+0.4 / -0.8						+0.4 / -0.7							
Standard table		BK05						BK06							
Correction Summand		5.0						5.9							
Corrected Glare Indices referring to 1630lm Total Luminous Flux															

UGR

Glare Evaluation According to UGR												
		70	70	50	50	30	70	70	50	50	30	30
p Ceiling		50	30	50	30	30	50	30	50	30	30	30
p Walls		70	30	50	30	30	50	30	50	30	30	30
p Floor		20	20	20	20	20	20	20	20	20	20	20
Room Size		Viewing direction at right angles to lamp axis					Viewing direction parallel to lamp axis					
X	Y											
2H	2H	16.5	17.6	16.8	17.8	18.0	16.0	17.0	16.2	17.2	17.4	17.4
	3H	18.2	19.1	18.5	19.4	19.6	17.0	18.0	17.3	18.2	18.5	18.5
	4H	18.8	19.7	19.1	19.9	20.2	17.4	18.3	17.7	18.6	18.8	18.8
	6H	19.2	20.0	19.5	20.3	20.6	17.7	18.5	18.0	18.8	19.1	19.1
	8H	19.3	20.1	19.6	20.4	20.7	17.8	18.5	18.1	18.8	19.1	19.1
	12H	19.3	20.1	19.7	20.4	20.7	17.8	18.6	18.2	18.9	19.2	19.2
4H	2H	16.8	17.7	17.1	17.9	18.2	16.3	17.2	16.6	17.5	17.7	17.7
	3H	18.7	19.4	19.0	19.7	20.1	17.6	18.4	18.0	18.7	19.0	19.0
	4H	19.4	20.0	19.8	20.4	20.7	18.2	18.8	18.5	19.1	19.5	19.5
	6H	19.9	20.5	20.3	20.8	21.2	18.5	19.1	18.9	19.5	19.9	19.9
	8H	20.1	20.6	20.5	21.0	21.4	18.7	19.2	19.1	19.6	20.0	20.0
	12H	20.2	20.6	20.6	21.0	21.5	18.7	19.2	19.2	19.6	20.0	20.0
8H	4H	19.5	20.0	19.9	20.4	20.8	18.4	18.9	18.8	19.3	19.7	19.7
	6H	20.1	20.6	20.6	21.0	21.4	18.9	19.3	19.3	19.7	20.2	20.2
	8H	20.4	20.7	20.8	21.2	21.6	19.1	19.4	19.5	19.9	20.3	20.3
	12H	20.5	20.8	21.0	21.3	21.8	19.2	19.5	19.7	20.0	20.5	20.5
	4H	19.5	20.0	20.0	20.4	20.8	18.4	18.9	18.9	19.3	19.7	19.7
	6H	20.2	20.5	20.6	21.0	21.4	18.9	19.3	19.4	19.7	20.2	20.2
12H	8H	20.4	20.7	20.9	21.2	21.7	19.1	19.5	19.6	19.9	20.4	20.4
Variation of the observer position for the luminaire distances S												
S = 1.0H		+0.3 / -0.3					+0.3 / -0.5					
S = 1.5H		+0.5 / -0.4					+1.2 / -1.2					
S = 2.0H		+0.9 / -0.9					+2.3 / -1.8					
Standard table		BK05					BK03					
Correction												
Summand		-0.9					-2.4					
Corrected Glare Indices referring to 1630lm Total Luminous Flux												

MANDATORY FOR INSTALLATION

	LOR
A447-00-00	70%

Max length 30 m.



	LOR
A447-00-10	47%

Max length 30 m.



A447-00-20- WT NT



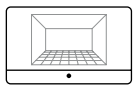
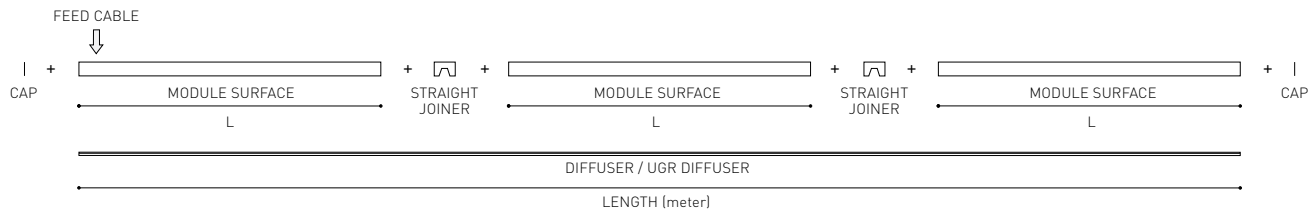
A447-00-30



A443-00-00



Connection diagram:

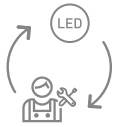


PRODUCT CONFIGURATOR

Use our online configurator to design your own custom product layout. The tool will guide you through the process and automatically calculate the required drivers and accessories.

[Start your configuration →](#)

COLOUR | WT ☐ | NT ☒ | MATERIAL |  AL |  PC |



Fuente de luz (LED) reemplazable por un profesional autorizado

Replaceable (LED only) light source by an authorized professional.

Source lumineuse (LED) remplaçable par un professionnel agréé

Sorgente luminosa (LED) sostituibile da parte di un professionista autorizzato

Austauschbare (LED) Lichtquelle durch einen autorisierten Fachmann



Equipo de control reemplazable por un profesional autorizado

Replaceable control gear by an authorized professional

Dispositif de commande remplaçable par un professionnel agréé

Alimentatore sostituibile da parte di un professionista autorizzato

Auswechselbares Betriebsgerät durch autorisierten Fachmann

Instrucciones para el final de vida y la eliminación de los componentes:

Instructions on end-of-life and component disposal:

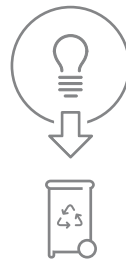
Instructions pour la gestion des composants en fin de vie et leur mise au rebut :

Istruzioni per il fine vita e lo smaltimento dei componenti:

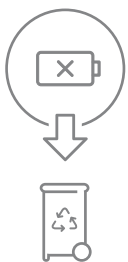
Anweisungen zur entsorgung der Leuchtenkomponenten:



Interrumpir la alimentación del aparato
Cut the power supply to the luminaire
Couper l'alimentation du luminaire
Interrompere l'alimentazione dell'apparecchio
Stromversorgung der Leuchte unterbrechen



Quitar la(s) fuente(s) de luz para el desecho
Remove light source(s) for disposal
Retirer la (les) source(s) lumineuse(s) pour l'élimination
Rimuovere la/le sorgente/e di luce per lo smaltimento
Lichtquelle(n) zur Entsorgung entfernen



Quitar la batería para el desecho
Remove the battery for decommissioning
Retirer la batterie pour sa mise au rebut
Rimuovere la batteria per la dismissione
Die Batterie ordnungsgemäß entsorgen



Quitar el equipo de control para el desecho
Remove control gear for disposal
Retirer le dispositif de commande pour l'élimination
Rimuovere l'alimentatore per lo smaltimento
Betriebsgerät zur Entsorgung ausbauen

Enviar los materiales a un centro de recogida RAEE
Send the materials to a WEEE collection centre
Envoyer les matériaux dans une déchetterie DEEE
Inviare i materiali ad un centro di raccolta RAEE
Die Materialien in einem WEEE-Zentrum entsorgen

